

VINYL SERIES 410 PICTURE WINDOWS



TABLE OF CONTENT

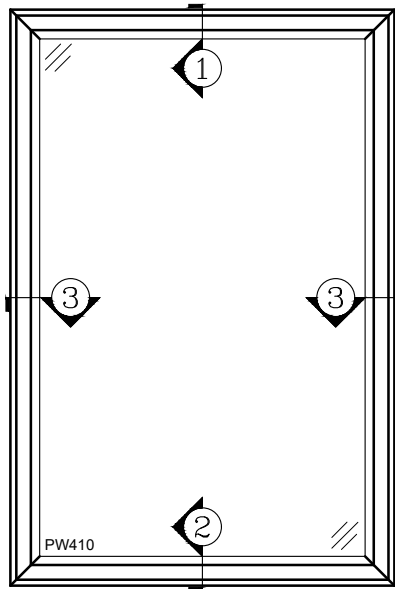
- INTRODUCTION -P1
- SECTION DETAILS -P2
- MULLION -P3
- ARCHITECTURAL SHAPES -P4

FEATURES

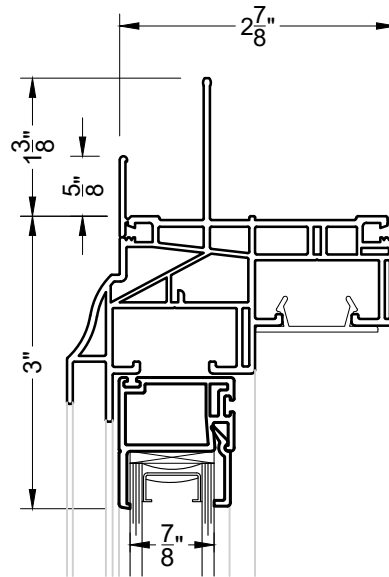
- 2-7/8" FRAME DEPTH
- 7/8" INSULATED GLASS
- SOFT COAT LOW-E & ARGON FILLED IGU
- FUSION WELDED FRAME
- INTEGRAL NAILING FIN
- INTEGRAL J-CHANNEL
- DOUBLE STRENGTH GLASS

OPTIONAL SELECTIONS

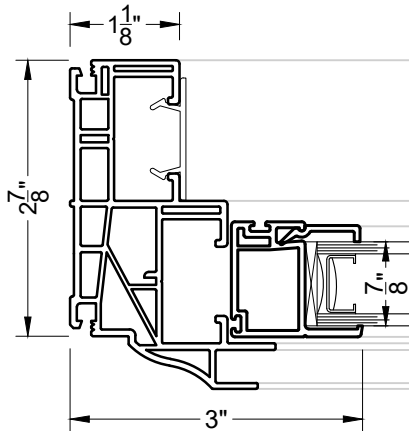
- TRIPLE-GLAZED INSULATED GLASS UNIT
- PERFORMA TC™ HIGH PERFORMANCE LOW-E UPGRADE
- BETWEEN THE GLASS OR EXTERIOR APPLIED GRIDS
- ARCHITECTURAL SHAPES
- EXTRUDED BEIGE COLOR
- PAINTED EXTERIOR CUSTOM COLOR
- DURALITE® SPACER



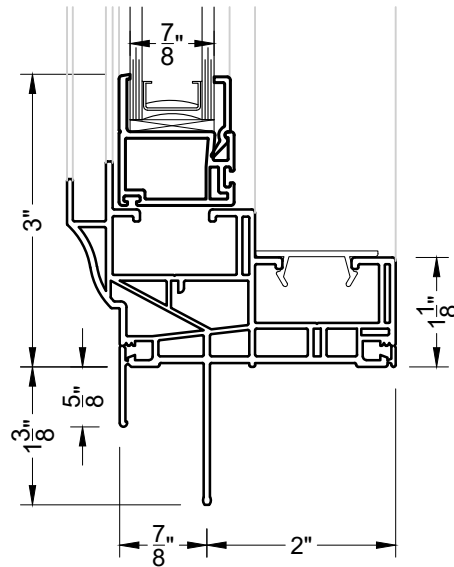
410 PICTURE WINDOW



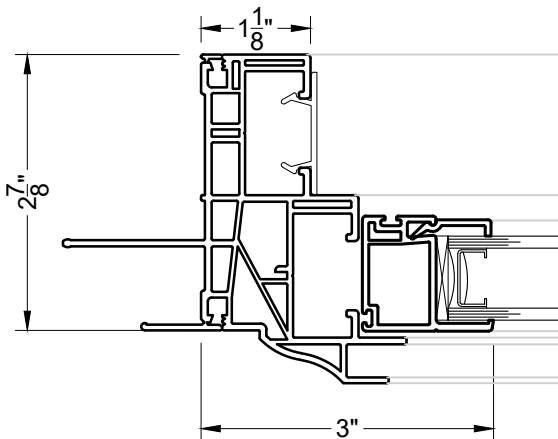
① HEAD
PW 410



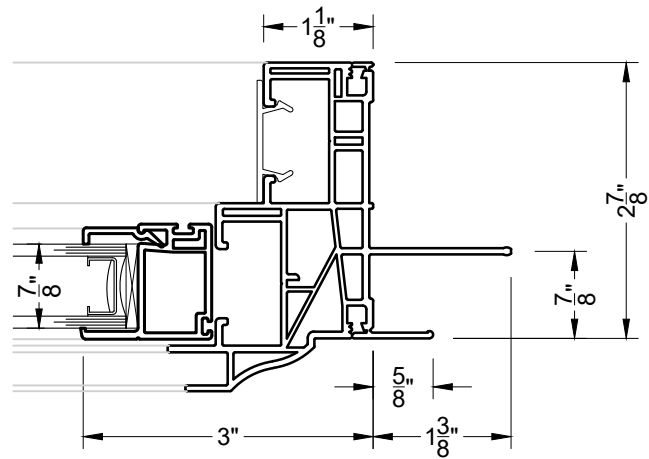
③A FRAME W/O NAILING FIN
PW 410
FOR REPLACEMENT CONSTRUCTION
OR MULLED UNIT



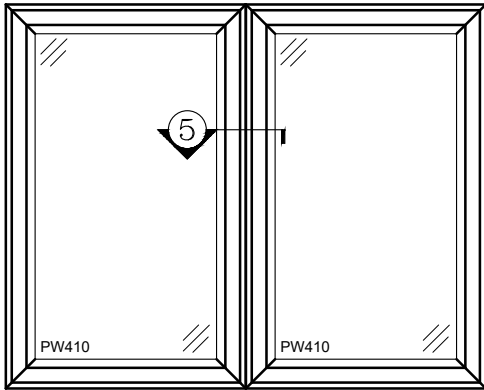
② SILL
PW 410



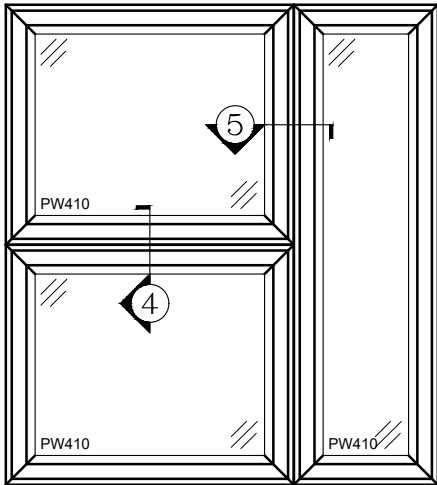
③ JAMB
PW 410



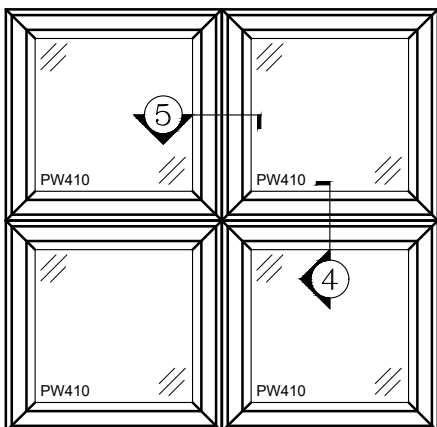
③ JAMB
PW 410



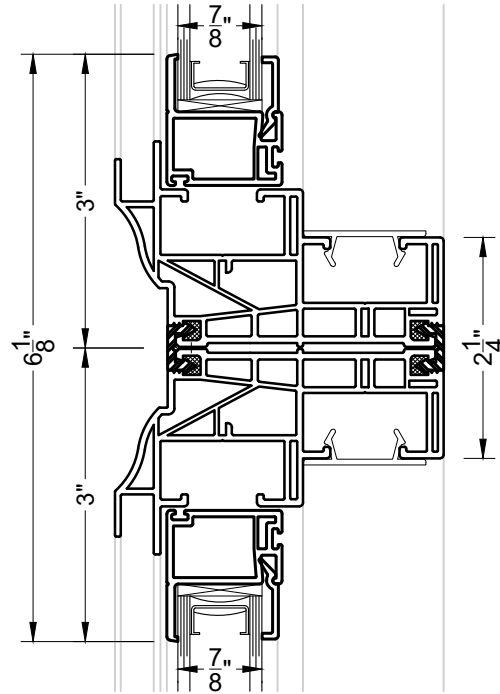
410 PICTURE WINDOW W/ 0° MULLION



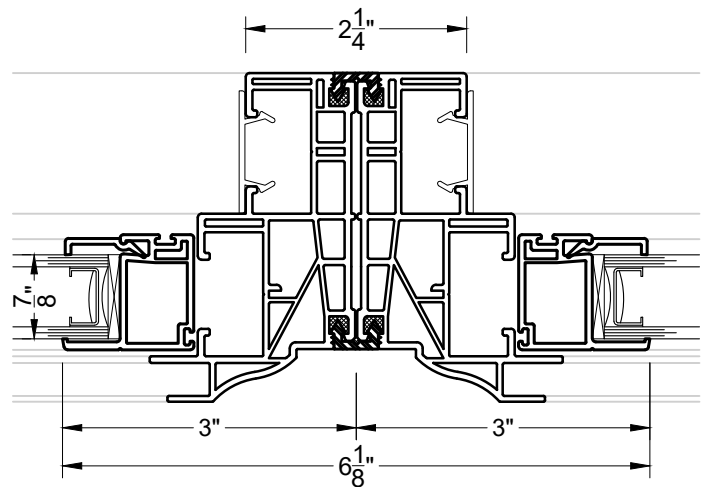
410 PICTURE WINDOW W/ 0° MULLION




410 PICTURE WINDOW W/ 0° MULLION



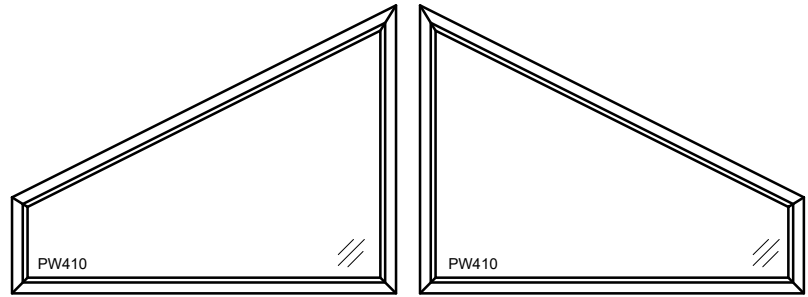
④ 0 DEGREE MULLION
 PW 410



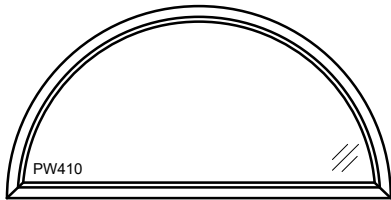
⑤ 0 DEGREE MULLION
 PW 410




CAP 480-01 ELLIPSE



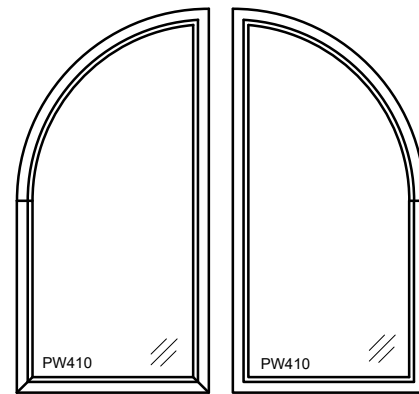
CAP 480-14 TRAPEZOID LEFT & RIGHT



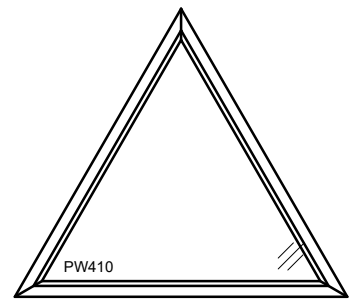
CAP 480-03 CIRCLE TOP



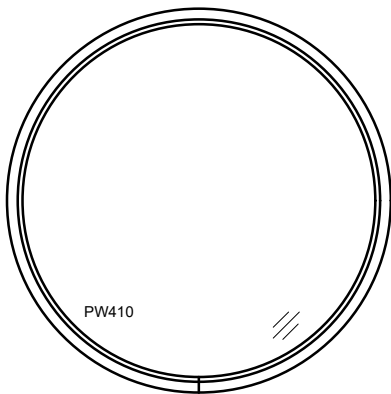
CAP 480-04 CIRCLE TOP
 W/ EXTENDED LEG



CAP 480-07 QUARTER ARCH
 W/ EXTENDED LEG



CAP 480-16 TRIANGLE
 EQUILATERAL



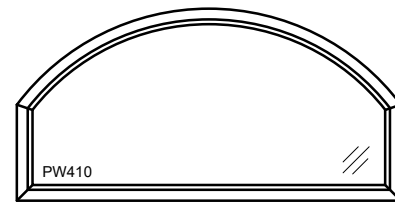
CAP 480-05 FULL CIRCLE



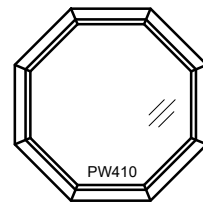
CAP 480-08 EYEBROW



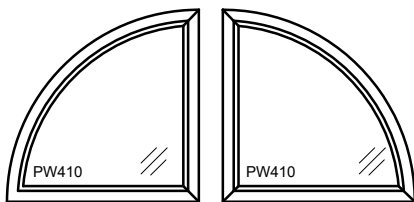
CAP 480-17 TRIANGLE
 ISOSCELES



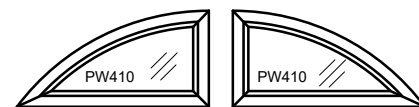
CAP 480-09 EYEBROW
 W/ EXTENDED LEG



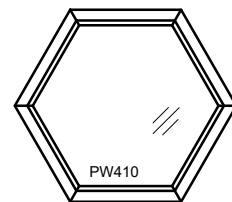
CAP 480-18 OCTAGON



CAP 480-06 QUARTER ARCH



CAP 480-10 HALF EYEBROW



CAP 480-20 HEXAGON